








New York State Thruway Authority
VEHICLE REFERENCE CODES





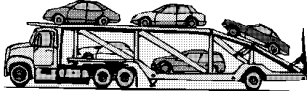


For each vehicle being registered for E-ZPass, enter the Vehicle Reference Code (VRC) provided below on the TAG ORDER/VEHICLE IDENTIFICATION RECORD. The unit number on the vehicle is not the Vehicle Reference Code. See other important information in the NOTES below.

VRC	TYPE AND DESCRIPTION OF VEHICLE	TWY CLASS	VRC	TYPE AND DESCRIPTION OF VEHICLE	TWY CLASS
AUTOMOBILE/SPORT UTILITY VEHICLE¹ 			MINIBUS/TEAM VAN/STRETCH LIMOS (Seating 10-15 passengers) 		
072	2 axles, 4 tires (up to 7,000 lbs.)	2L	328	2 axles, 4 tires (up to 7,000 lbs.)	2L
076	3 axles, 6 tires (up to 7,000 lbs.)	3L	330	2 axles, 4 tires (over 7,000 lbs.)	2L
080	4 axles, 8 tires (up to 7,000 lbs.)	4L	329	2 axles, 6 tires (up to 7,000 lbs.)	2L
084	5 axles, 10 tires (up to 7,000 lbs.)	4L	331	2 axles, 6 tires (over 7,000 lbs.)	2L
MOTORCYCLE 			332	3 axles, 6 tires (up to 7,000 lbs.)	3L
			334	3 axles, 6 tires (over 7,000 lbs.)	3L
			333	3 axles, 8 or 10 tires (up to 7,000 lbs.)	3H
			335	3 axles, 8 or 10 tires (over 7,000 lbs.)	3H
			BUSES² (Seating 16+ passengers) 		
136	2 axles, 2 tires (up to 7,000 lbs.)	2L	392	2 axles, 4 tires (up to 7,000 lbs.)	2H
140	2 or 3 axles, 3 tires (includes trikes up to 7,000 lbs.)	3L	394	2 axles, 4 tires (over 7,000 lbs.)	2H
144	4 axles, more than 3 tires (includes trikes up to 7,000 lbs.)	4L	393	2 axles, 6 tires (up to 7,000 lbs.)	2H
PICK-UP TRUCK (For other trucks see page 2) 			395	2 axles, 6 tires (over 7,000 lbs.)	2H
			396	3 axles, 6 tires (up to 7,000 lbs.)	3H
			398	3 axles, 6 tires (over 7,000 lbs.)	3H
			397	3 axles, 8 or 10 tires (up to 7,000 lbs.)	3H
			399	3 axles, 8 or 10 tires (over 7,000 lbs.)	3H
			400	4 axles, 8 tires (up to 7,000 lbs.)	4H
			402	4 axles, 8 tires (over 7,000 lbs.)	4H
			401	4 axles, 10 or more tires (up to 7,000 lbs.)	4H
			403	4 axles, 10 or more tires (over 7,000 lbs.)	4H
			RECREATIONAL VEHICLE (RV) OR MOTOR HOME 		
200	2 axles, 4 tires (up to 7,000 lbs.)	2L	456	2 axles, 4 tires (up to 7,000 lbs.)	2H
202	2 axles, 4 tires (over 7,000 lbs.)	2L	458	2 axles, 4 tires (over 7,000 lbs.)	2H
201	2 axles, 6 tires (up to 7,000 lbs.)	2L	457	2 axles, 6 tires (up to 7,000 lbs.)	2H
203	2 axles, 6 tires (over 7,000 lbs.)	2L	459	2 axles, 6 tires (over 7,000 lbs.)	2H
204	3 axles, 6 tires (up to 7,000 lbs.)	3L	460	3 axles, 6 tires (up to 7,000 lbs.)	3H
206	3 axles, 6 tires (over 7,000 lbs.)	3L	462	3 axles, 6 tires (over 7,000 lbs.)	3H
205	3 axles, 8 or more tires (up to 7,000 lbs.)	3L	461	3 axles, 8 or 10 tires (up to 7,000 lbs.)	3H
207	3 axles, 8 or more tires (over 7,000 lbs.)	3L	463	3 axles, 8 or 10 tires (over 7,000 lbs.)	3H
208	4 axles, 8 tires (up to 7,000 lbs.)	4L	464	4 axles, 8 tires (up to 7,000 lbs.)	4H
209	4 axles, 8 tires (over 7,000 lbs.)	4H	466	4 axles, 8 tires (over 7,000 lbs.)	4H
210	4 axles, 10 or more tires (up to 7,000 lbs.)	4L	465	4 axles, 10 or more tires (up to 7,000 lbs.)	4H
211	4 axles, 10 or more tires (over 7,000 lbs.)	4H	467	4 axles, 10 or more tires (over 7,000 lbs.)	4H
212	5 axles, 10 tires (up to 7,000 lbs.)	5H			
214	5 axles, 10 tires (over 7,000 lbs.)	5H			
213	5 axles, 12 or more tires (up to 7,000 lbs.)	5H			
215	5 axles, 12 or more tires (over 7,000 lbs.)	5H			
PASSENGER VAN (Seating 1-9 Passengers) 			¹ This type also includes taxis, ambulances, hearses and limos seating less than 10 passengers. ² Interior tags for buses are also available in the waterproof style.		
264	2 axles, 4 tires (up to 7,000 lbs.)	2L	ADDITIONAL NOTES:		
266	2 axles, 4 tires (over 7,000 lbs.)	2L	<ul style="list-style-type: none"> The weight limit of 7,000 lbs. noted throughout this CHART reflects the gross vehicle weight (GVW) on the vehicle registration. E-ZPass discount - Commercial vehicles 5%; Passenger vehicles 5%. Special E-ZPass discount applies to Vehicle Reference Codes that are designated as 5S, 6S or 7S. Should your vehicle not conform to one of the descriptions listed, contact Commercial Services at 518-436-2967 or 1-800-468-9946 for assistance. 		
265	2 axles, 6 tires (up to 7,000 lbs.)	2L			
267	2 axles, 6 tires (over 7,000 lbs.)	2L			
268	3 axles, 6 tires (up to 7,000 lbs.)	3H			
270	3 axles, 6 tires (over 7,000 lbs.)	3H			
269	3 axles, 8 or 10 tires (up to 7,000 lbs.)	3H			
271	3 axles, 8 or 10 tires (over 7,000 lbs.)	3H			

VEHICLE REFERENCE CODES

For each vehicle being registered for E-ZPass, enter the Vehicle Reference Code (VRC) provided below on the TAG ORDER/VEHICLE IDENTIFICATION RECORD. The unit number on the vehicle is not the Vehicle Reference Code. See other important information in the NOTES below.

VRC	TYPE AND DESCRIPTION OF VEHICLE	TWY CLASS	VRC	TYPE AND DESCRIPTION OF VEHICLE	TWY CLASS
			TRACTOR TRAILER COMBINATION * 		
520	2 axles, 4 tires (up to 7,000 lbs.)	2H	719	3 axle combination ≤ 48'	3H
522	2 axles, 4 tires (over 7,000 lbs.)	2H	723	4 axle combination ≤ 48'	4H
521	2 axles, 6 tires (up to 7,000 lbs.)	2H	727	5 axle combination ≤ 48'	5S
523	2 axles, 6 tires (over 7,000 lbs.)	2H	731	6 axle combination ≤ 48'	6S
524	3 axles, 6 tires (up to 7,000 lbs.)	3H	735	7 axle combination ≤ 48'	7S
526	3 axles, 6 tires (over 7,000 lbs.)	3H	783	3 axle combination > 48' but ≤ 53"	3H
525	3 axles, 8 or more tires (up to 7,000 lbs.)	3H	787	4 axle combination > 48' but ≤ 53"	4H
527	3 axles, 8 or more tires (over 7,000 lbs.)	3H	791	5 axle combination > 48' but ≤ 53"	5H
528	4 axles, 8 tires (up to 7,000 lbs.)	4H	795	6 axle combination > 48' but ≤ 53"	6H
530	4 axles, 8 tires (over 7,000 lbs.)	4H	799	7 axle combination > 48' but ≤ 53"	7H
529	4 axles, 10 or more tires (up to 7,000 lbs.)	4H	TRACTOR/MOBILE HOME COMBINATION * 		
531	4 axles, 10 or more tires (over 7,000 lbs.)	4H			
532	5 axles, 10 tires (up to 7,000 lbs.)	5S	1103 3 axle combination 3H 1107 4 axle combination 4H 1111 5 axle combination 5S 1115 6 axle combination 6S 1119 7 axle combination 7S 1123 8 axle combination 7S 1127 9 axle combination 7S 1131 10 axle combination 7S		
534	5 axles, 10 tires (over 7,000 lbs.)	5S			
533	5 axles, 12 or more tires (up to 7,000 lbs.)	5S			
535	5 axles, 12 or more tires (over 7,000 lbs.)	5S			
536	6 axles, 12 tires (up to 7,000 lbs.)	6S			
538	6 axles, 12 tires (over 7,000 lbs.)	6S			
537	6 axles, 14 or more tires (up to 7,000 lbs.)	6S			
539	6 axles, 14 or more tires (over 7,000 lbs.)	6S			
540	7 axles, 14 tires (up to 7,000 lbs.)	7S			
542	7 axles, 14 tires (over 7,000 lbs.)	7S			
541	7 axles, 16 or more tires (up to 7,000 lbs.)	7S	TANDEM TRAILER COMBINATION * (LONG THRUWAY DOUBLES) 		
543	7 axles, 16 or more tires (over 7,000 lbs.)	7S			
AUTO TRANSPORTER * 			855	5 axle combination, 2 trailers ea. ≤ 28.5'	5H
NOTE: Thruway Customers who require E-ZPass tags for auto transporter combinations must contact the Authority's Commercial Services before ordering tags for such vehicles. Call 1-800-468-9946.			859	6 axle combination, 2 trailers ea. ≤ 28.5'	6H
			863	7 axle combination, 2 trailers ea. ≤ 28.5'	7H
			867	8 axle combination, 2 trailers ea. ≤ 28.5'	7H
			871	9 axle combination, 2 trailers ea. ≤ 28.5'	7H
			875	10 axle combination, 2 trailers ea. ≤ 28.5'	7H
			983	5 axle combination, 1 trailer ≤ 28.5', Other > 28.5'	5H
			987	6 axle combination, 1 trailer ≤ 28.5', Other > 28.5'	6H
			991	7 axle combination, 1 trailer ≤ 28.5', Other > 28.5'	7H
			995	8 axle combination, 1 trailer ≤ 28.5', Other > 28.5'	7H
			999	9 axle combination, 1 trailer ≤ 28.5', Other > 28.5'	7H
			1003	10 axle combination, 1 trailer ≤ 28.5', Other > 28.5'	7H
			919	5 axle combination, 2 trailers ea. > 28.5'	5H
			923	6 axle combination, 2 trailers ea. > 28.5'	6H
			927	7 axle combination, 2 trailers ea. > 28.5'	7H
931	8 axle combination, 2 trailers ea. > 28.5'	7H			
935	9 axle combination, 2 trailers ea. > 28.5'	7H			
939	10 axle combination, 2 trailers ea. > 28.5'	7H			

* All vehicles in this type are classified as having dual rear wheels and a Gross Vehicle Weight (GVW) greater than 7,000 lbs.